

# UNO2-PS/1AC/24DC/240W - Power supply unit



1096432

<https://www.phoenixcontact.com/ie/products/1096432>

Please be informed that the data shown in this PDF document is generated from our Online Catalog. Please find the complete data in the user documentation. Our General Terms of Use for Downloads are valid.



Primary-switched power supply unit, UNO POWER, Screw connection, DIN rail mounting, input: 1-phase, output: 24 V DC / 10 A, Adjustable from 24 V DC ... 28 V DC

## Your advantages

- Save space in the control cabinet with an extremely narrow overall width of just 45 mm
- Save energy, thanks to a high degree of efficiency
- Outdoor installation possible, with a wide temperature range of -25°C ... +70°C
- Simple output voltage monitoring, thanks to the floating DC OK relay contact

## Commercial Data

Item number	1096432
Packing unit	1 pc
Minimum order quantity	1 pc
Sales Key	*****
Product Key	CMPV13
GTIN	4055626930466
Weight per Piece (including packing)	862 g
Weight per Piece (excluding packing)	862 g
Customs tariff number	85044030
Country of origin	TH

## Technical Data

### Input data

#### AC operation

Supply system configuration	Star network (TN, TT, IT (PE))
Nominal input voltage range	100 V AC ... 240 V AC
Input voltage range	100 V AC ... 240 V AC -15 % ... +10 %
Derating	< 90 V AC (1 %/V)
Typical national grid voltage	120 V AC 230 V AC
Voltage type of supply voltage	AC
Inrush current	typ. 10 A (at 25 °C)
Inrush current integral ( $I^2t$ )	< 0.2 A <sup>2</sup> s
Frequency range ( $f_N$ )	50 Hz ... 60 Hz $\pm$ 10 %
Mains buffering time	typ. 16 ms (120 V AC) typ. 20 ms (230 V AC)
Current consumption	2.6 A (100 V AC) 2.2 A (120 V AC) 1.13 A (230 V AC) 1.2 A (240 V AC)
Protective circuit	Transient surge protection; Varistor, gas-filled surge arrester
Switch-on time	typ. 400 ms
Device mains fuse	5 A internal (device protection), fast-blow
Recommended breaker for input protection	6 A ... 16 A (Characteristic B, C, D, K or comparable)
Discharge current to PE	< 3.5 mA

### Output data

Efficiency	typ. 92 % (120 V AC) typ. 94 % (230 V AC)
Nominal output voltage	24 V DC
Setting range of the output voltage ( $U_{Set}$ )	24 V DC ... 28 V DC (> 24 V DC, constant capacity restricted)
Nominal output current ( $I_N$ )	10 A
Short-circuit-proof	yes
No-load proof	yes
Crest factor	typ. 1.65 (120 V AC) typ. 1.63 (230 V AC)
Output power ( $P_N$ )	240 W
Connection in parallel	yes, for redundancy
Connection in series	yes, for increased output voltage
Feedback voltage resistance	$\leq$ 35 V DC
Protection against overvoltage at the output (OVP)	$\leq$ 35 V DC
Residual ripple	typ. 50 mV <sub>PP</sub> (with nominal values) < 1 % (change in load, static 10 % ... 90 %)

# UNO2-PS/1AC/24DC/240W - Power supply unit



1096432

<https://www.phoenixcontact.com/ie/products/1096432>








Control deviation	< 3 % (change in load, dynamic 10 % ... 90 %)
	< 0.1 % (change in input voltage $\pm 10$ %)
Rise time	< 1 s ( $U_{OUT} = 10$ % ... 90 %)
Minimum no-load power dissipation	< 4 W (120 V AC)
Maximum no-load power dissipation	< 4 W (230 V AC)
Minimum nominal load power dissipation	< 25 W (120 V AC)
Power loss nominal load max.	< 19 W (230 V AC)

## Signal relay 13/14

Connection level	3.x
Connection labeling	3.1 (13), 3.2 (14)
Switch contact (floating)	OptoMOS
Switching voltage	max. 30 V AC/DC
	max. 60 V DC
Current carrying capacity	max. 50 mA
State condition	$U_{OUT} > 0,9 \times U_N$ (Contact closed)
	$U_{OUT} < 0,9 \times U_N$ (Contact open)

## Connection data

### Input

Position	1.x
Identification	1.1 (        FS L), 1.3 (N)

### Conductor connection

Connection method	Screw connection
rigid	0.2 mm <sup>2</sup> ... 2.5 mm <sup>2</sup>
flexible	0.2 mm <sup>2</sup> ... 2.5 mm <sup>2</sup>
flexible with ferrule without plastic sleeve	0.25 mm <sup>2</sup> ... 2.5 mm <sup>2</sup>
flexible with ferrule with plastic sleeve	0.25 mm <sup>2</sup> ... 2.5 mm <sup>2</sup>
rigid (AWG)	24 ... 14 (Cu)
Stripping length	6.5 mm
Tightening torque	0.5 Nm ... 0.6 Nm
	4 lb <sub>f</sub> -in. ... 5 lb <sub>f</sub> -in.
Drive form screw head	Slotted L

### Output

Position	2.x
Identification	2.1, 2.2 (+), 2.3, 2.4 (-)

### Conductor connection

Connection method	Screw connection
rigid	0.2 mm <sup>2</sup> ... 2.5 mm <sup>2</sup>
flexible	0.2 mm <sup>2</sup> ... 2.5 mm <sup>2</sup>
flexible with ferrule without plastic sleeve	0.25 mm <sup>2</sup> ... 2.5 mm <sup>2</sup>
flexible with ferrule with plastic sleeve	0.25 mm <sup>2</sup> ... 2.5 mm <sup>2</sup>

# UNO2-PS/1AC/24DC/240W - Power supply unit



1096432

<https://www.phoenixcontact.com/ie/products/1096432>

rigid (AWG)	24 ... 14 (Cu)
Stripping length	6.5 mm
Tightening torque	0.5 Nm ... 0.6 Nm 4 lb <sub>F</sub> -in. ... 5 lb <sub>F</sub> -in.
Drive form screw head	Slotted L

## Signal

Position	3.x
Identification	3.1 (13), 3.2 (14)

## Conductor connection

Connection method	Screw connection
rigid	0.2 mm <sup>2</sup> ... 2.5 mm <sup>2</sup>
flexible	0.2 mm <sup>2</sup> ... 2.5 mm <sup>2</sup>
flexible with ferrule without plastic sleeve	0.25 mm <sup>2</sup> ... 2.5 mm <sup>2</sup>
flexible with ferrule with plastic sleeve	0.25 mm <sup>2</sup> ... 2.5 mm <sup>2</sup>
rigid (AWG)	24 ... 14 (Cu)
Stripping length	6.5 mm
Tightening torque	0.5 Nm ... 0.6 Nm 4 lb <sub>F</sub> -in. ... 5 lb <sub>F</sub> -in.
Drive form screw head	Slotted L

## Signaling

### LED signaling

Types of signaling	LED DC OK – signal state operation ( $U_N = 24 \text{ V DC}$ , $I_{Out} = I_N$ )
Function	Visual operating state display
Color	green
LED off	Supply voltage input AC not present (Off)
LED on (green), DC OK	$U_{OUT} > 0,9 \times U_N$ (On (green), DC OK)
LED on (flashing green) DC OK < 0.9 x UN	$U_{OUT} < 0,9 \times U_N$ (on (flashing green))

## Electrical properties

Number of phases	1.00
Insulation voltage input/output	4 kV AC (type test) 3 kV AC (routine test)
Insulation voltage input / PE	3.5 kV AC (type test) 2.4 kV AC (routine test)

## Product properties

Product type	Power supply
Product family	UNO POWER
MTBF (IEC 61709, SN 29500)	> 1219000 h (25 °C) > 678000 h (40 °C) > 366000 h (55 °C)
	RoHS Directive 2011/65/EU

# UNO2-PS/1AC/24DC/240W - Power supply unit



1096432

<https://www.phoenixcontact.com/ie/products/1096432>

Environmental protection directive	WEEE
	Reach

## Insulation characteristics

Protection class	I
Degree of pollution	2

## Dimensions

### Item dimensions

Width	45 mm
Height	130 mm
Depth	129 mm
	125 mm (Device depth (DIN rail mounting))

### Installation dimensions

Installation distance right/left (active, passive)	0 mm / 0 mm ( $P_{Out} \geq 50\%$ )
Installation distance top/bottom (active, passive)	30 mm / 30 mm ( $P_{Out} \geq 50\%$ )

## Mounting

Mounting type	DIN rail mounting
Assembly instructions	alignable: 0 mm horizontally, 30 mm vertically
Mounting position	horizontal DIN rail NS 35, EN 60715
With protective coating	No

## Material specifications

Flammability rating according to UL 94	V0 (Housing, terminal blocks)
Housing material	Metal
Hood version	Stainless steel
Side element version	Aluminum
Foot latch material	Sheet steel, zinc-plated
Housing material	Aluminum (AlMg3) / sheet steel, zinc-plated

## Environmental and real-life conditions

### Ambient conditions

Degree of protection	IP20
Ambient temperature (operation)	-25 °C ... 70 °C (> 55 °C Derating: 2.5 %/K)
Ambient temperature (storage/transport)	-40 °C ... 85 °C
Ambient temperature (start-up type tested)	-40 °C
Maximum altitude	≤ 3000 m (> 2000 m, Derating: 10 %/1000 m)
Max. permissible relative humidity (operation)	≤ 95 % (at 25 °C, non-condensing)
Shock (operation)	18 ms, 30g, per spatial direction (IEC 60068-2-27)
Vibration (operation)	10 Hz ... 50 Hz, amplitude ±0.2 mm
	50 Hz to 150 Hz, 2.3 g, 90 min.

## Standards and regulations

# UNO2-PS/1AC/24DC/240W - Power supply unit



1096432

<https://www.phoenixcontact.com/ie/products/1096432>

## Overvoltage category

EN 61010-1	II ( $\leq 3000$ m)
------------	---------------------

## Overvoltage category

EN 62477-1	III ( $\leq 3000$ m)
------------	----------------------

## Safety of power supply units up to 1100 V (insulation distances)

Standards/specifications	DIN EN 61558-2-16
--------------------------	-------------------

## Electrical safety

Standards/specifications	IEC 61010-2-201 (SELV)
--------------------------	------------------------

## Electronic equipment for use in power installations

Standards/specifications	EN 50178/VDE 0160 (PELV)
--------------------------	--------------------------

## Safety for measurement, control, and laboratory equipment

Standards/specifications	IEC 61010-1
--------------------------	-------------

## Protective extra-low voltage

Standards/specifications	IEC 61010-1 (SELV)
	IEC 61010-2-201 (PELV)

## Safe isolation

Standards/specifications	IEC 61558-2-16
	IEC 61010-2-201

## Limitation of harmonic line currents

Standards/specifications	EN 61000-3-2
--------------------------	--------------

## Mains voltage dips

Standards/specifications	SEMI F47 - 0706 (185 V AC)
--------------------------	----------------------------

## Approvals

### UL

Identification	UL/C-UL Listed UL 61010-1
----------------	---------------------------

### UL

Identification	UL/C-UL Listed UL 61010-2-201
----------------	-------------------------------

### UL

Identification	UL/C-UL Listed ANSI/UL 121201 Class I, Division 2, Groups A, B, C, D (Hazardous Location)
----------------	---

### SIQ

Identification	CB scheme (IEC 61010-1, IEC 61010-2-201)
----------------	--

## EMC data

Low Voltage Directive	Conformance with Low Voltage Directive 2014/35/EC
-----------------------	---

# UNO2-PS/1AC/24DC/240W - Power supply unit



1096432

<https://www.phoenixcontact.com/ie/products/1096432>

Interference emission	Interference emission in accordance with EN 61000-6-3 (residential and commercial) and EN 61000-6-4 (industrial)
EMC requirements for noise immunity	EN 61000-6-2
Electromagnetic compatibility	Conformance with EMC Directive 2014/30/EU
Conducted noise emission	EN 55016
	EN 61000-6-3 (Class B)
Noise emission	EN 55016
	EN 61000-6-3 (Class B)

## Harmonic currents

Standards/regulations	EN 61000-3-2
	EN 61000-3-2 (Class A)
Frequency range	0 kHz ... 2 kHz

## Flicker

Standards/regulations	EN 61000-3-3
Frequency range	0 kHz ... 2 kHz

## Electrostatic discharge

Standards/regulations	EN 61000-4-2
-----------------------	--------------

## Electrostatic discharge

Contact discharge	6 kV (Test Level 3)
Discharge in air	8 kV (Test Level 3)
Comments	Criterion A

## Electromagnetic HF field

Standards/regulations	EN 61000-4-3
-----------------------	--------------

## Electromagnetic HF field

Frequency range	80 MHz ... 1 GHz
Test field strength	10 V/m (Test Level 3)
Frequency range	1 GHz ... 6 GHz
Test field strength	10 V/m (Test Level 3)
Comments	Criterion A

## Fast transients (burst)

Standards/regulations	EN 61000-4-4
-----------------------	--------------

## Fast transients (burst)

Input	4 kV (Test Level 4 - asymmetrical)
Output	2 kV (Test Level 3 - asymmetrical)
Comments	Criterion A

## Surge voltage load (surge)

Standards/regulations	EN 61000-4-5
Input	2 kV (Test Level 4 - symmetrical)
	4 kV (Test Level 4 - asymmetrical)

# UNO2-PS/1AC/24DC/240W - Power supply unit



1096432

<https://www.phoenixcontact.com/ie/products/1096432>

Output	1 kV (Test Level 3 - symmetrical)
	2 kV (Test Level 3 - asymmetrical)
Comments	Criterion A

## Conducted interference

Standards/regulations	EN 61000-4-6
-----------------------	--------------

## Conducted interference

Input/Output	asymmetrical
Frequency range	0.15 MHz ... 80 MHz
Comments	Criterion A
Voltage	10 V (Test Level 3)

## Voltage dips

Standards/regulations	EN 61000-4-11
Voltage	230 V AC
Frequency	50 Hz
Voltage dip	70 %
Number of periods	25 / 30 periods
Comments	Criterion A
Voltage dip	40 %
Number of periods	12 periods
Additional text	Test Level 2
Comments	Criterion A
Voltage dip	0 %
Number of periods	1 period
Additional text	Test Level 2
Comments	Criterion B

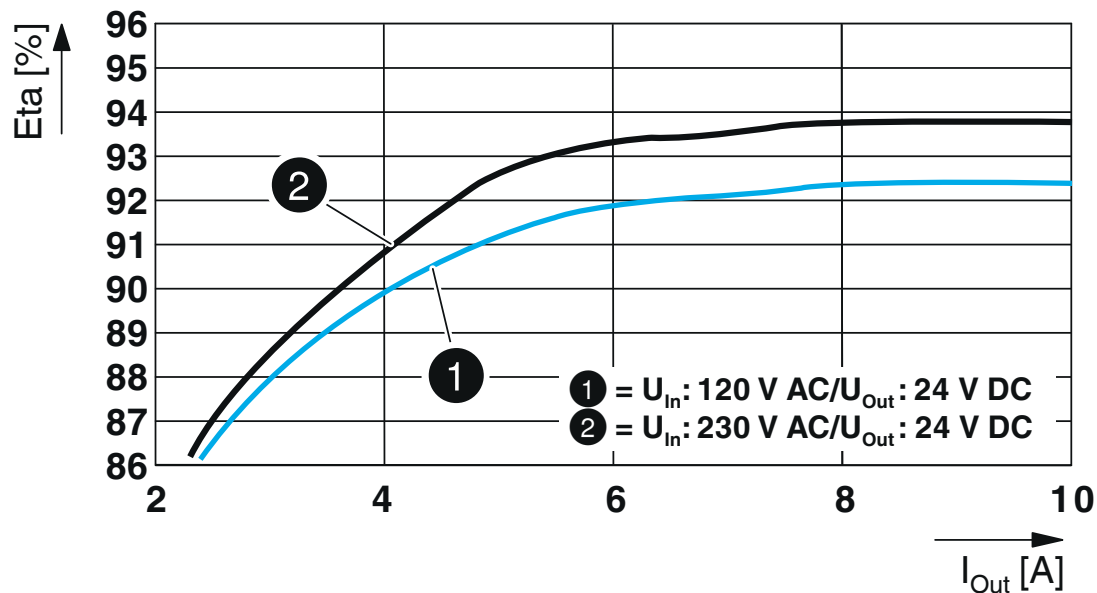
## Criteria

Criterion A	Normal operating behavior within the specified limits.
Criterion B	Temporary impairment to operational behavior that is corrected by the device itself.



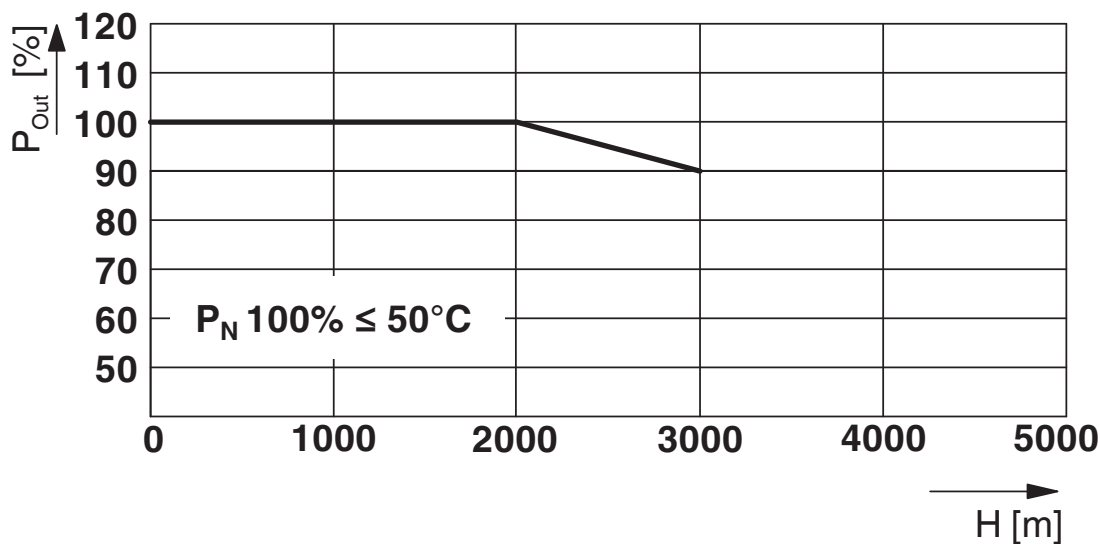
Drawings

Diagram



Efficiency

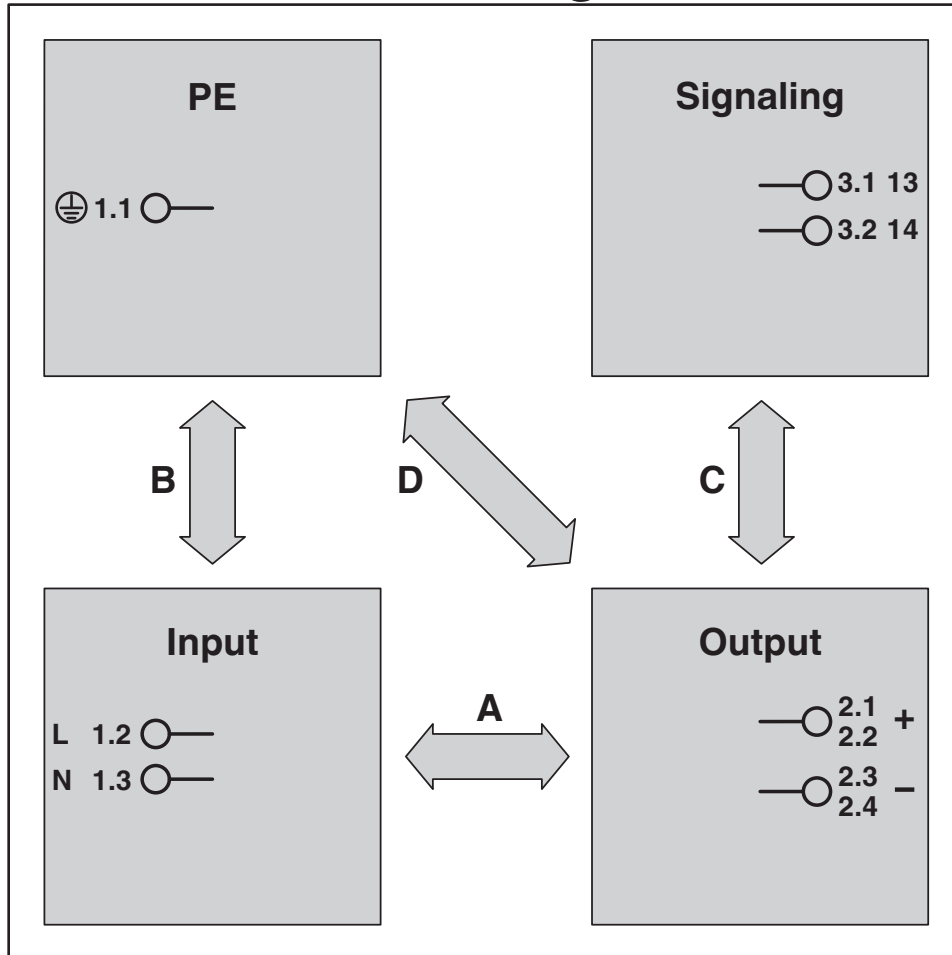
Diagram



Output power/installation altitude

Schematic diagram

# Housing



Test sections, insulation voltage

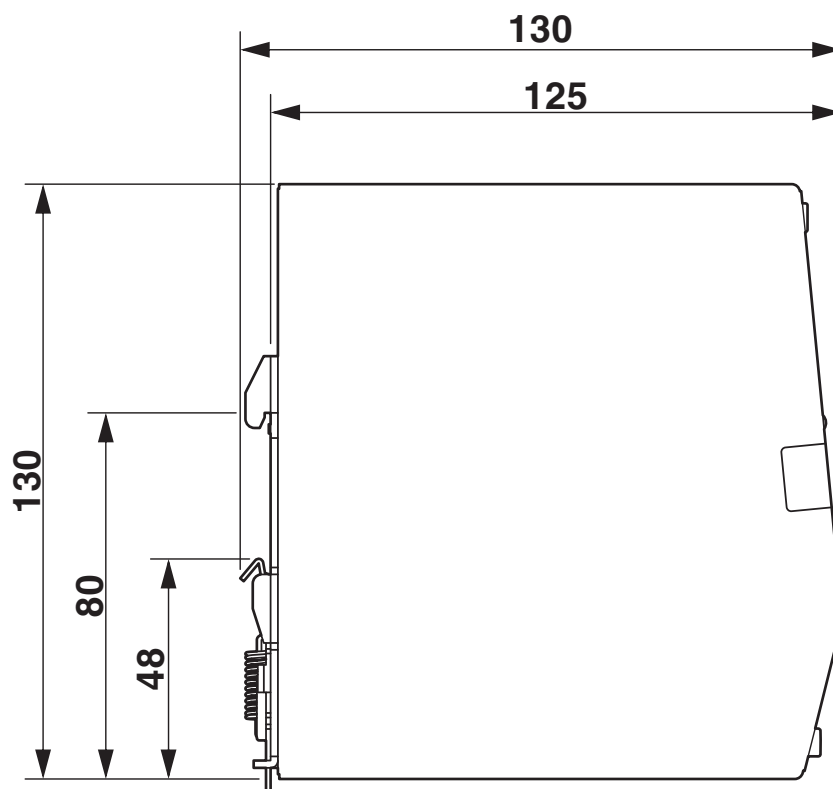
# UNO2-PS/1AC/24DC/240W - Power supply unit



1096432

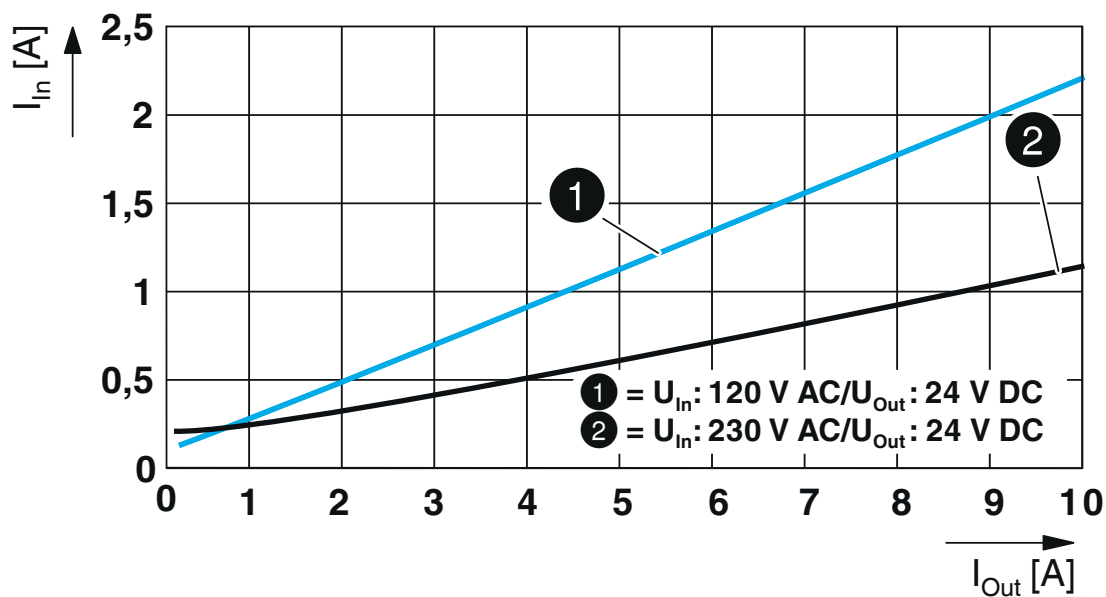
<https://www.phoenixcontact.com/ie/products/1096432>

Dimensional drawing



Device dimensions (dimensions in mm)

Diagram



Input current/output current

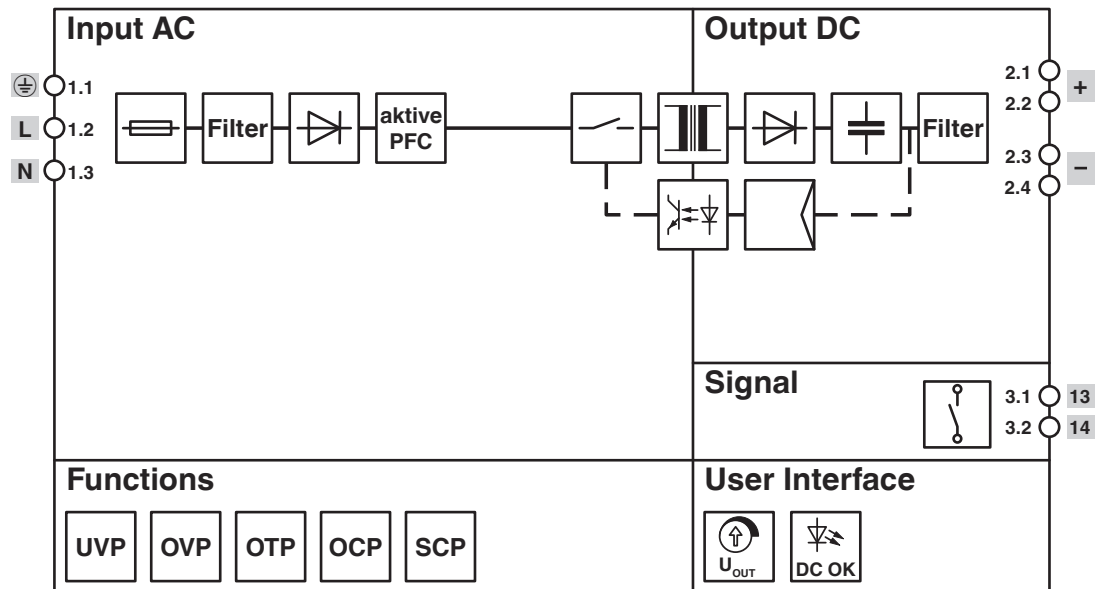
# UNO2-PS/1AC/24DC/240W - Power supply unit



1096432

<https://www.phoenixcontact.com/ie/products/1096432>

Block diagram



Block diagram

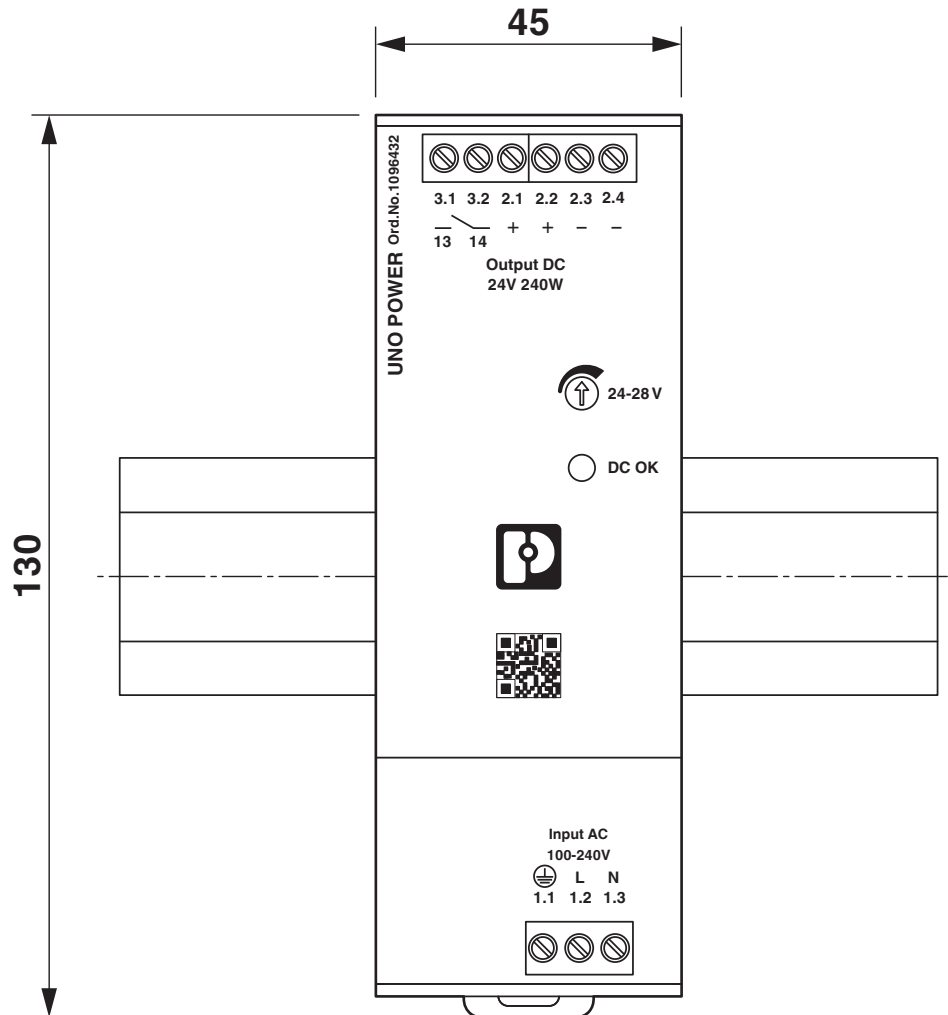
# UNO2-PS/1AC/24DC/240W - Power supply unit



1096432

<https://www.phoenixcontact.com/ie/products/1096432>

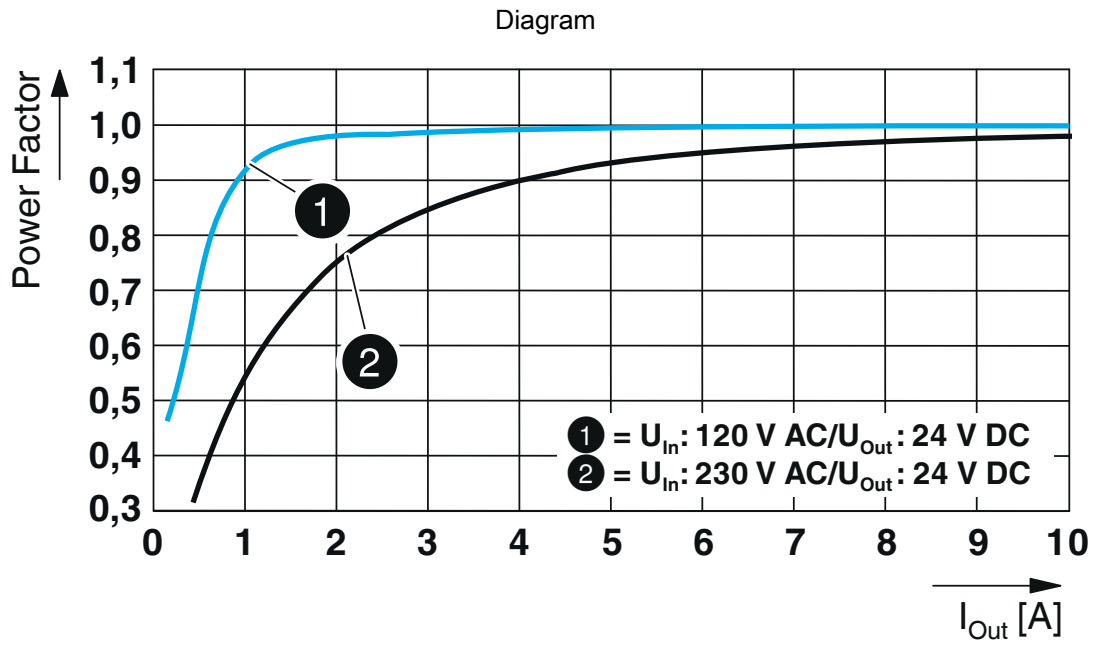
Dimensional drawing



Device dimensions (dimensions in mm)

1096432

<https://www.phoenixcontact.com/ie/products/1096432>



Power factor

# UNO2-PS/1AC/24DC/240W - Power supply unit



1096432

<https://www.phoenixcontact.com/ie/products/1096432>

## Approvals

To download certificates, visit the product detail page: <https://www.phoenixcontact.com/ie/products/1096432>



**cULus Listed**

Approval ID: FILE E 123528



**EAC**

Approval ID: RU S-DE.BL08.W.00764



**EAC**

Approval ID: RU S-DE.BL08.W.00764



**cULus Listed**

Approval ID: FILE E 199827

# UNO2-PS/1AC/24DC/240W - Power supply unit



1096432

<https://www.phoenixcontact.com/ie/products/1096432>

## Classifications

### ECLASS

ECLASS-11.0	27040701
ECLASS-12.0	27040701
ECLASS-13.0	27040701

### ETIM

ETIM 8.0	EC002540
----------	----------

### UNSPSC

UNSPSC 21.0	39121000
-------------	----------



# UNO2-PS/1AC/24DC/240W - Power supply unit



1096432

<https://www.phoenixcontact.com/ie/products/1096432>

## Environmental Product Compliance

REACH SVHC	Lead 7439-92-1
China RoHS	Environmentally Friendly Use Period = 25;
	For information on hazardous substances, refer to the manufacturer's declaration available under "Downloads"

# UNO2-PS/1AC/24DC/240W - Power supply unit



1096432

<https://www.phoenixcontact.com/ie/products/1096432>

## Accessories

### UNO-DIODE/5-24DC/2X10/1X20 - Redundancy module

2905489

<https://www.phoenixcontact.com/ie/products/2905489>



Redundancy module, 5 V - 24 V DC, 2 x 10 A, 1 x 20 A.

---

### QUINT4-ORING/12-24DC/2X10/2X10 - Redundancy module

1088206

<https://www.phoenixcontact.com/ie/products/1088206>



Active redundancy module QUINT ORING with decoupling MOSFET, ACB Technology, DIN rail mounting, 12 V DC ... 24 V DC, 2x 10 A, 2x 10 A

# UNO2-PS/1AC/24DC/240W - Power supply unit



1096432

<https://www.phoenixcontact.com/ie/products/1096432>

## TRIO2-DIODE/12-24DC/2X20/1X40 - Redundancy module

2907379

<https://www.phoenixcontact.com/ie/products/2907379>

Redundancy module, 12 V - 24 V DC, 2 x 20 A, 1 x 40 A



---

## PLT-SEC-T3-230-FM-UT - Type 3 surge protection device

2907919

<https://www.phoenixcontact.com/ie/products/2907919>

Type 2/3 surge protection, consisting of protective plug and base element with screw connection. For single-phase power supply network with integrated status indicator and remote signaling. Nominal voltage: 230 V AC/DC



# UNO2-PS/1AC/24DC/240W - Power supply unit



1096432

<https://www.phoenixcontact.com/ie/products/1096432>

## CBMC E4 24DC/1-4A NO - Electronic circuit breaker

2906031

<https://www.phoenixcontact.com/ie/products/2906031>



Multi-channel electronic circuit breaker for protecting four loads at 24 V DC in the event of overload and short circuit. With electronic locking of the set nominal currents. For installation on DIN rails.

---

## CBMC E4 24DC/1-10A NO - Electronic circuit breaker

2906032

<https://www.phoenixcontact.com/ie/products/2906032>



Multi-channel electronic circuit breaker for protecting four loads at 24 V DC in the event of overload and short circuit. With electronic locking of the set nominal currents. For installation on DIN rails.

# UNO2-PS/1AC/24DC/240W - Power supply unit



1096432

<https://www.phoenixcontact.com/ie/products/1096432>

## CBMC E4 24DC/1-4A+ IOL - Electronic circuit breaker

2910410

<https://www.phoenixcontact.com/ie/products/2910410>



Multi-channel electronic circuit breaker with IO-Link interface for protecting four loads at 24 V DC in the event of overload and short circuit. With electronic locking of the set nominal currents. For installation on DIN rails.

---

## CBMC E4 24DC/1-10A IOL - Electronic circuit breaker

2910411

<https://www.phoenixcontact.com/ie/products/2910411>



Multi-channel electronic circuit breaker with IO-Link interface for protecting four loads at 24 V DC in the event of overload and short circuit. With electronic locking of the set nominal currents. For installation on DIN rails.

# UNO2-PS/1AC/24DC/240W - Power supply unit



1096432

<https://www.phoenixcontact.com/ie/products/1096432>

## CBM E4 24DC/0.5-10A NO-R - Electronic circuit breaker

2905743

<https://www.phoenixcontact.com/ie/products/2905743>



Multi-channel, electronic circuit breaker with active current limitation for protecting four loads at 24 V DC in the event of overload and short circuit. With nominal current assistant and electronic locking of the set nominal currents. For installation on DIN rails.

---

## CBM E8 24DC/0.5-10A NO-R - Electronic circuit breaker

2905744

<https://www.phoenixcontact.com/ie/products/2905744>



Multi-channel, electronic circuit breaker with active current limitation for protecting eight loads at 24 V DC in the event of overload and short circuit. With nominal current assistant and electronic locking of the set nominal currents. For installation on DIN rails.

---

Phoenix Contact 2023 © - all rights reserved  
<https://www.phoenixcontact.com>

Phoenix Contact (Ireland) Ltd  
C6 The Exchange, Calmount Park, Ballymount  
Dublin 12, D12 XE18  
+353/1/2051-300  
[info@phoenixcontact.ie](mailto:info@phoenixcontact.ie)